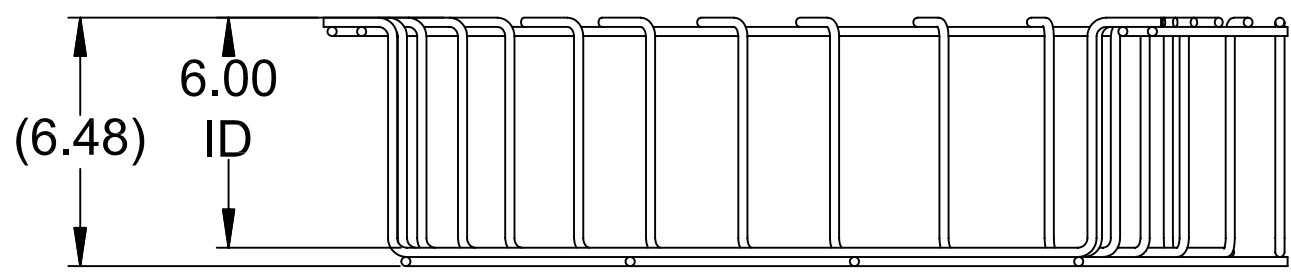
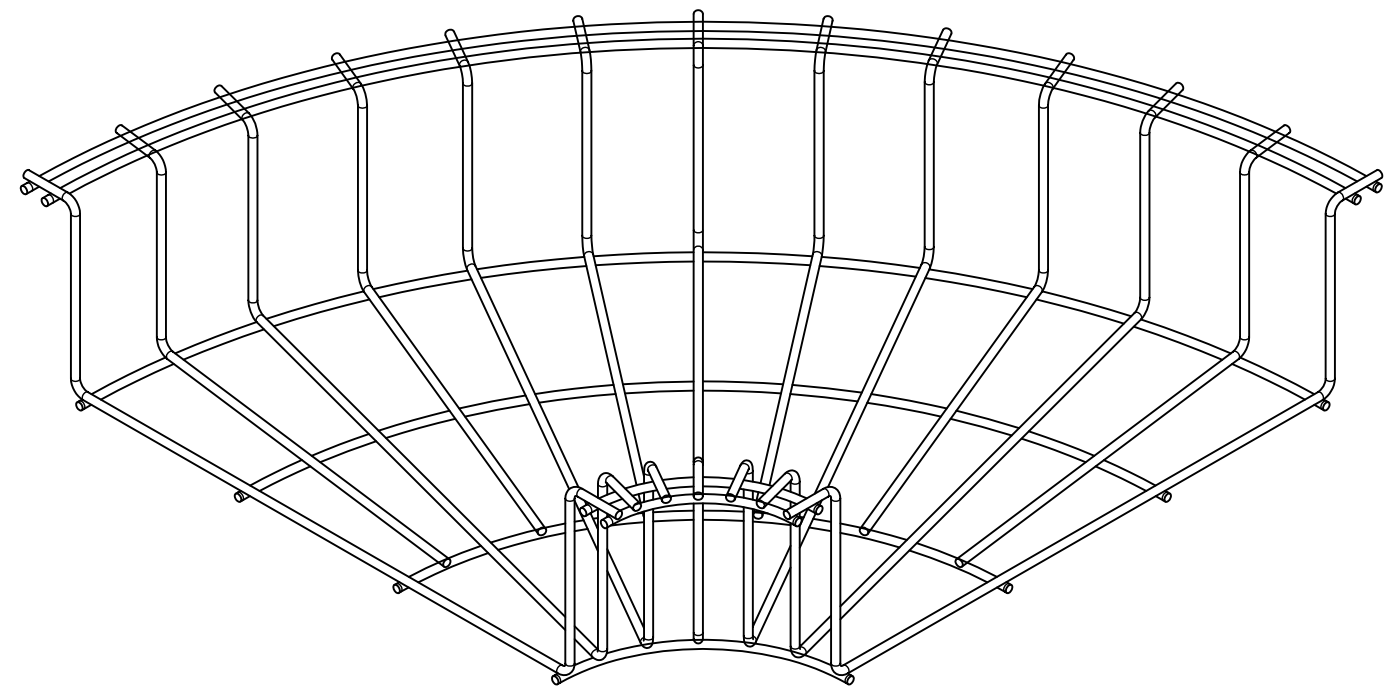
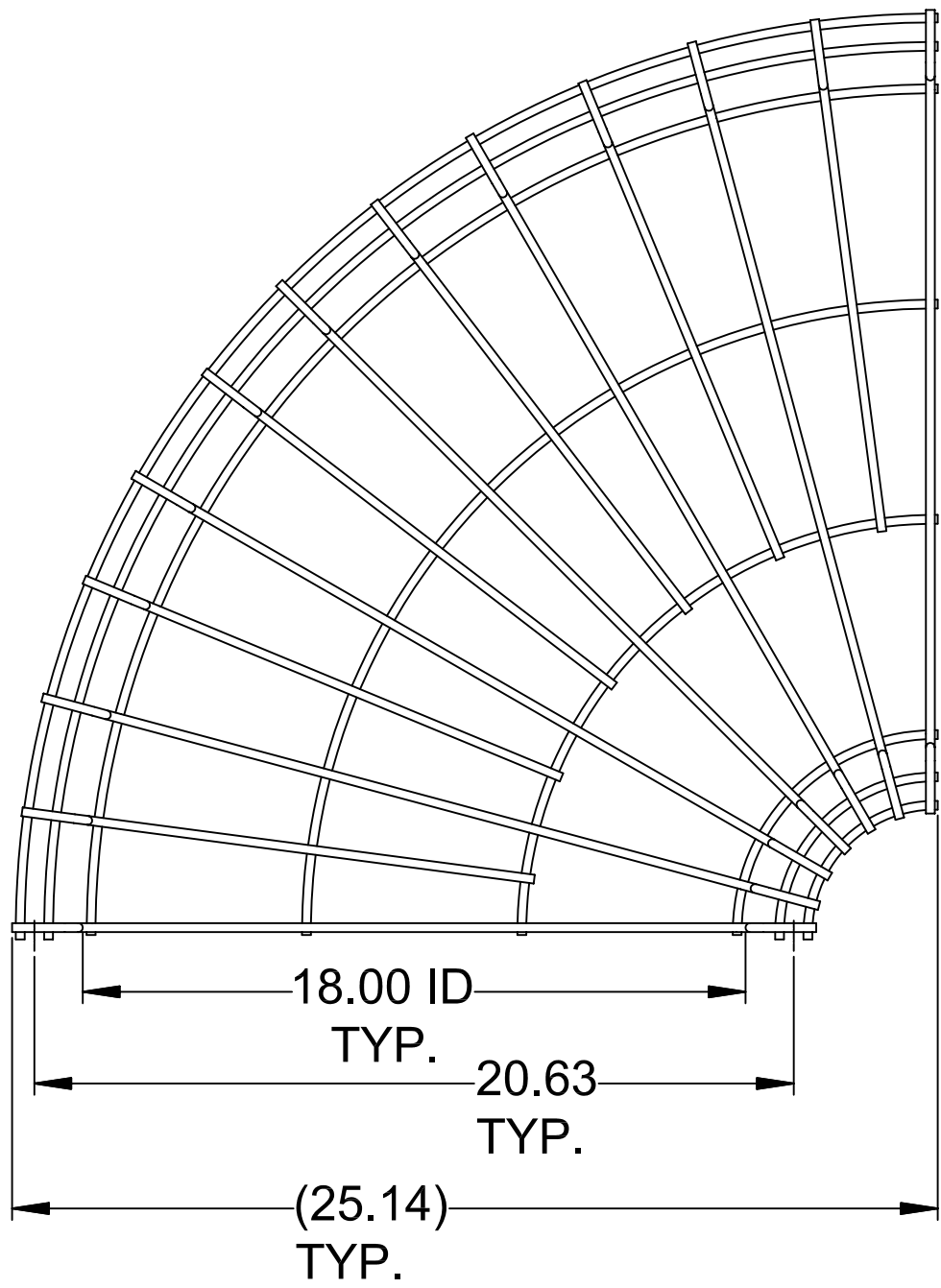


DWG NO: CM 801-6-18-90					
REVISION					
ZONE	REV	DESCRIPTION	ECN	DATE	APPR
	A	INITIAL RELEASE		3/18/2010	



<p><b>CONFIDENTIAL</b> THIS DRAWING IS THE SOLE PROPERTY OF, AND IS PROPRIETARY TO, CABLE MANAGEMENT SOLUTIONS, INC. THIS DRAWING AND/OR INFORMATION SHALL BE KEPT CONFIDENTIAL, AND MAY NOT BE REPRODUCED, MODIFIED, DISCLOSED, OR MADE AVAILABLE TO OTHERS, WITHOUT THE EXPRESS WRITTEN CONSENT OF SNAKETRAY.</p> <p><b>PATENTS</b> SNAKETRAY, SNAKE CANYON, WALL SNAKE AND LADDER SNAKE PRODUCTS ARE COVERED BY ONE OR MORE OF THE FOLLOWING PATENTS: #6,637,704, #6,637,165, #6,463,704, #6,460,812, #6,449,912, #6,361,000, #6,347,493, #6,019,323, #5,953,870, #5,839,702 AND AUS #737,813.</p>	MATERIAL	ALL TOLERANCES IF NOT INDICATED ARE: FRACTIONS= ± 1/32TH .XX= ± .015 .XXX= ± .005 ANGULAR= ± 1/2 DEGREE			<b>CABLE MANAGEMENT SOLUTIONS, INC.</b> 291 SKIP LANE BAY SHORE, NY 11706
	GALVANIZED STEEL WIRE	DRAWN BY	DATE		
	FINISH	TBD	M Rudz	11/24/2010	6" X 18" MEGA SNAKE 90deg TURN
TREATMENT	NONE	CHECKED BY	DATE	SIZE	USED ON
		ENGINEERING	DATE	D	801 SERIES
				DWG NO	CM 801-6-18-90
				SCALE	NONE
				RELEASE DATE	
				SHEET	1 OF 1
				REV. NO	A