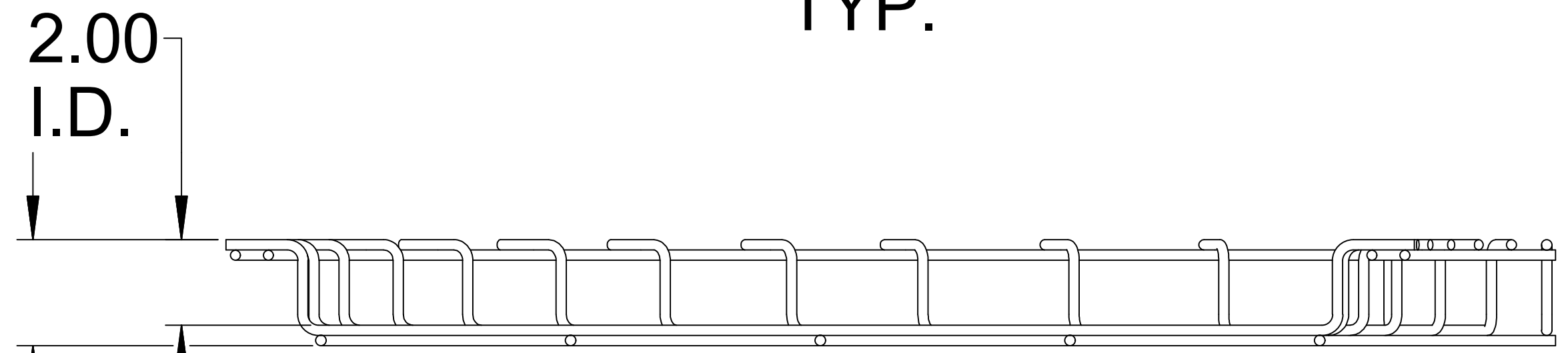

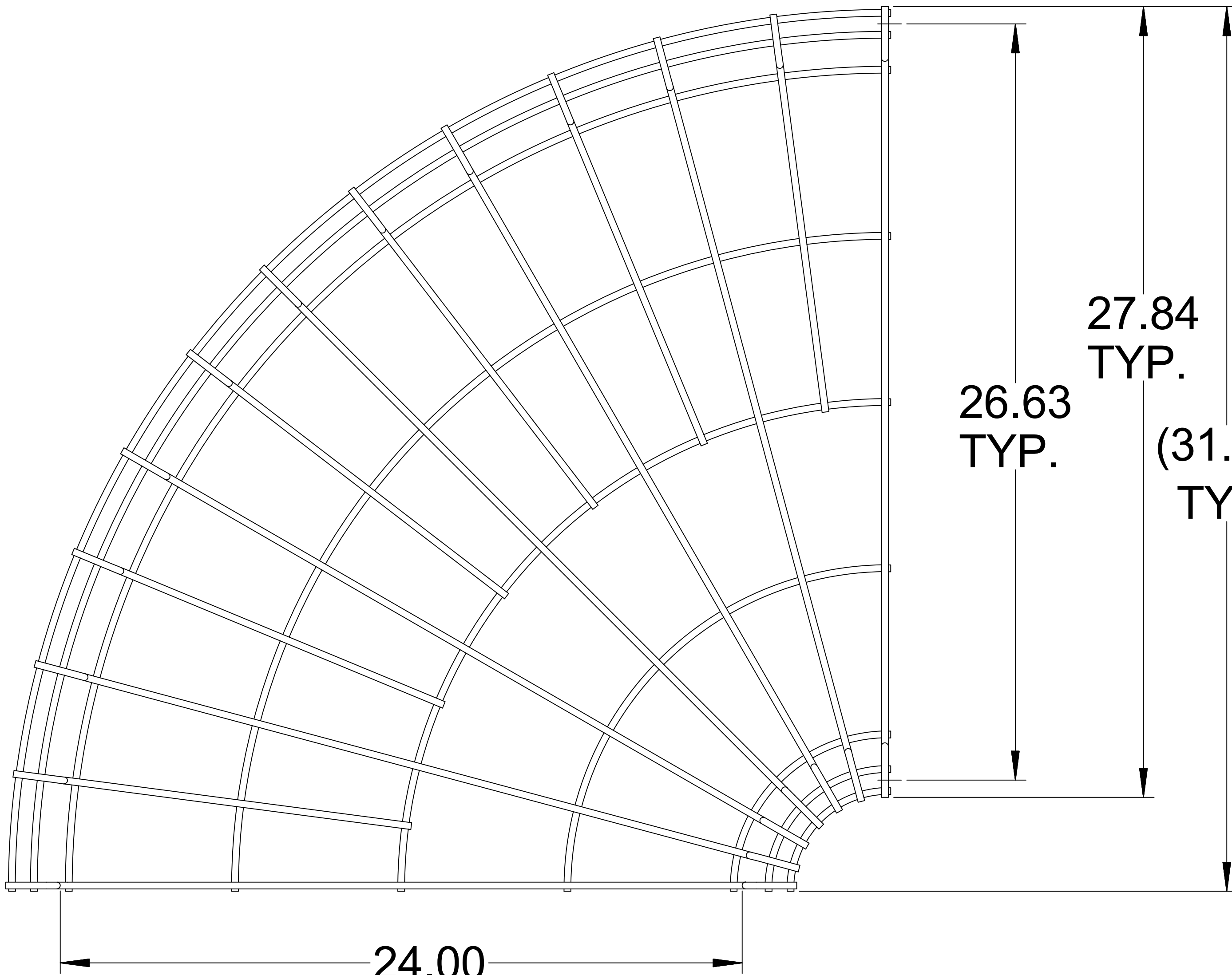


DWG NO: CM 801-2-24-90					
REVISION					
ZONE	REV	DESCRIPTION	ECN	DATE	APPR
	A	INITIAL RELEASE	10-0000	3/18/2010	RJ
					ENGR
					VV



2.00
I.D.

(2.48)

CONFIDENTIAL
THIS DRAWING IS THE SOLE PROPERTY OF, AND IS PROPRIETARY TO, CABLE MANAGEMENT SOLUTIONS, INC. THIS DRAWING AND/OR INFORMATION SHALL BE KEPT CONFIDENTIAL, AND MAY NOT BE REPRODUCED, MODIFIED, DISCLOSED, OR MADE AVAILABLE TO OTHERS, WITHOUT THE EXPRESS WRITTEN CONSENT OF SNAKETRAY.

PATENTS
SNAKETRAY, SNAKE CANYON, WALL SNAKE AND LADDER SNAKE PRODUCTS ARE COVERED BY ONE OR MORE OF THE FOLLOWING PATENTS: #6,637,704, #6,637,165, #6,463,704, #6,460,812, #6,449,912, #6,361,000, #6,347,493, #6,019,323, #5,953,870, #5,839,702 AND AUS #737,813.

MATERIAL
.240 DIA. GALVANIZED WIRE

FINISH
TBD

TREATMENT
NONE

ALL TOLERANCES IF NOT INDICATED ARE:
FRACTIONS= ± 1/32TH
.XX= ± .015
.XXX= ± .005
ANGULAR= ± 1/2 DEGREE

DRAWN BY
M Rudz

DATE
11/5/2010

CHECKED BY
DATE

ENGINEERING
DATE

11/5/2010



CABLE MANAGEMENT SOLUTIONS, INC.
291 SKIP LANE
BAY SHORE, NY 11706

TITLE:
MEGA-SNAKE 2" X 24", 90

SIZE	USED ON	DWG NO	
D	801 SERIES	CM 801-2-24-90	
SCALE	RELEASE DATE	SHEET	REV. NO
NONE	11/5/2010	1 OF 1	A