DWG NO.	CM 801-4-24-10

REVISION

ZONE	REV	DESCRIPTION	ECN	DATE	APPROVED	ENGINEER
	A	INITIAL RELEASE		3/18/2010		

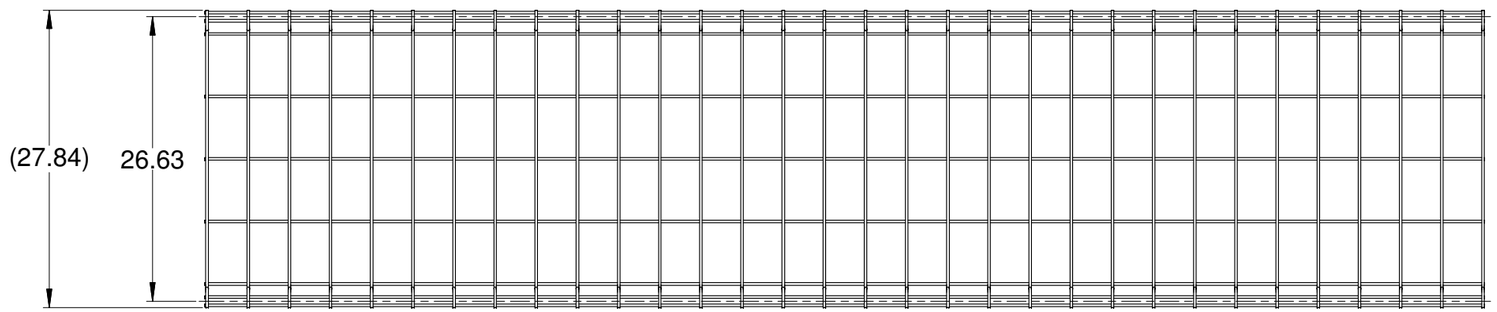

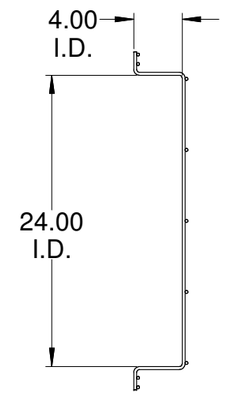

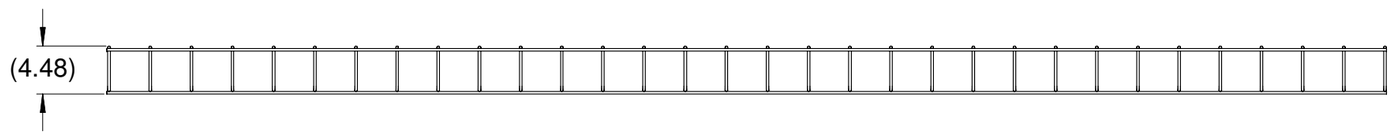

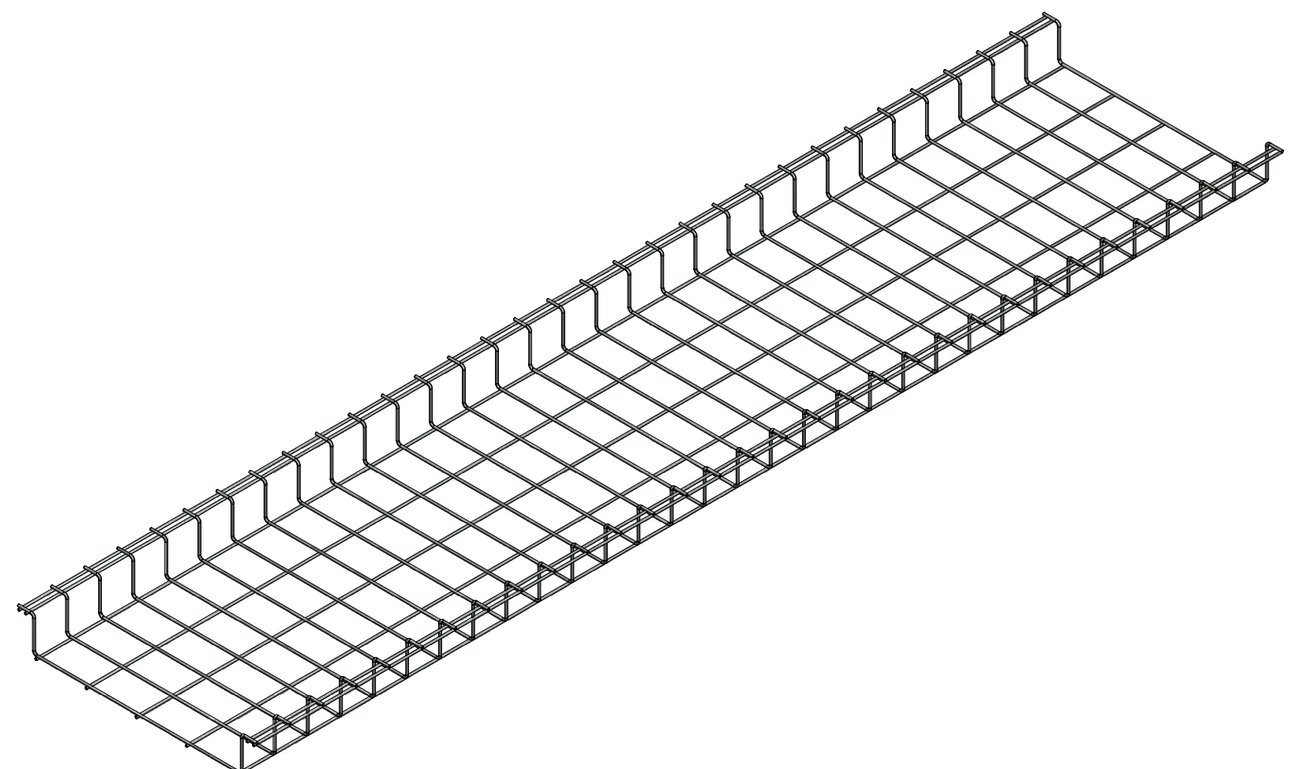

CONFIDENTIAL

THIS DRAWING IS THE SOLE PROPERTY OF, AND IS PROPRIETARY TO, CABLE MANAGEMENT SOLUTIONS, INC. THIS DRAWING AND/OR INFORMATION SHALL BE KEPT CONFIDENTIAL, AND MAY NOT BE REPRODUCTED, MODIFIED, DISCLOSED, OR MADE AVAILABLE TO OTHERS, WITHOUT THE EXPRESS WRITTEN CONSENT OF SNAKETRAY.

PATENTS

SNAKETRAY, SNAKE CANYON, WALL SNAKE AND LADDER SNAKE PRODUCTS ARE COVERED BY ONE OR MORE OF THE FOLLOWING PATENTS: #6,637,704, #6,637,165, #6,463,704, #6,460,812, #6,449,912, #6,360,000, #6,347,493, #6,018,323, #5,953,870, #5,838,702 AND AUS #737,813.

MATERIAL	ø0.240 WIRE PRE-GALNANIZED
FINISH	GALVANIZED
TREATMENT	–

ALL TOLERANCES IF NOT INDICATED ARE:
FRACTIONS= ± 1/32TH
XX= ± .015
XXX= ± .005
ANGULAR= ± 1/2 DEGREE

DRAWN BY	M Rudz	DATE 07/28/2010
CHECKED BY		DATE
ENGINEERING		DATE

CABLE MANAGEMENT SOLUTIONS, INC.
291 SKIP LANE
BAYSHORE, N.Y. 11706

MEGA-SNAKE, STRAIGHT, 24" WIDE
10' SECTION, 4" DEEP

SIZE	CODE IDENT NO.	DWG NO.	REV
	CM 801	CM 801-4-24-10	

SCALE: NONE | REVISION NO. | SHEET 1 OF 1 | REV: B