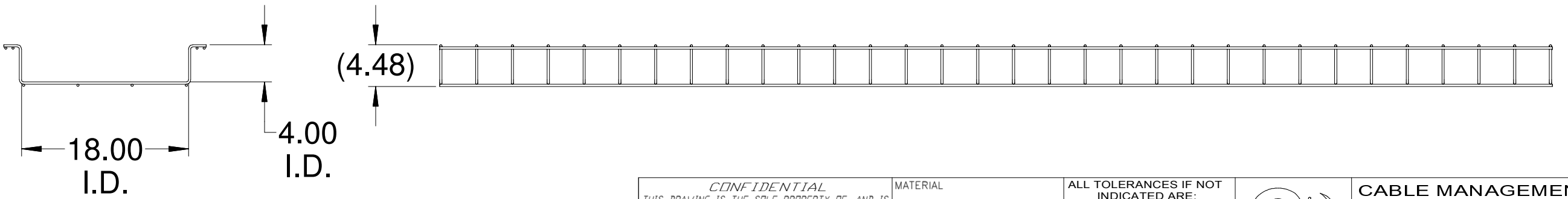
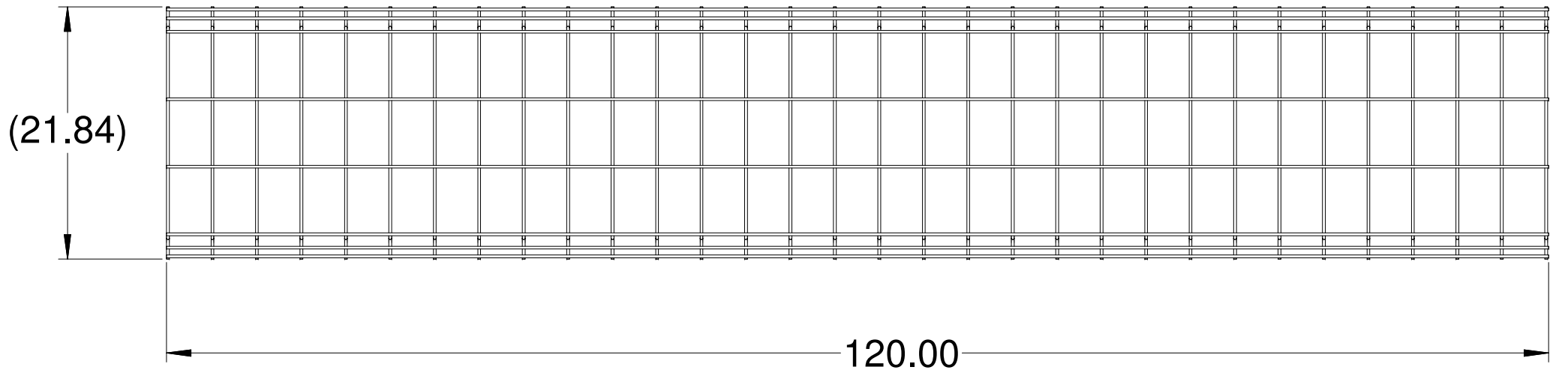
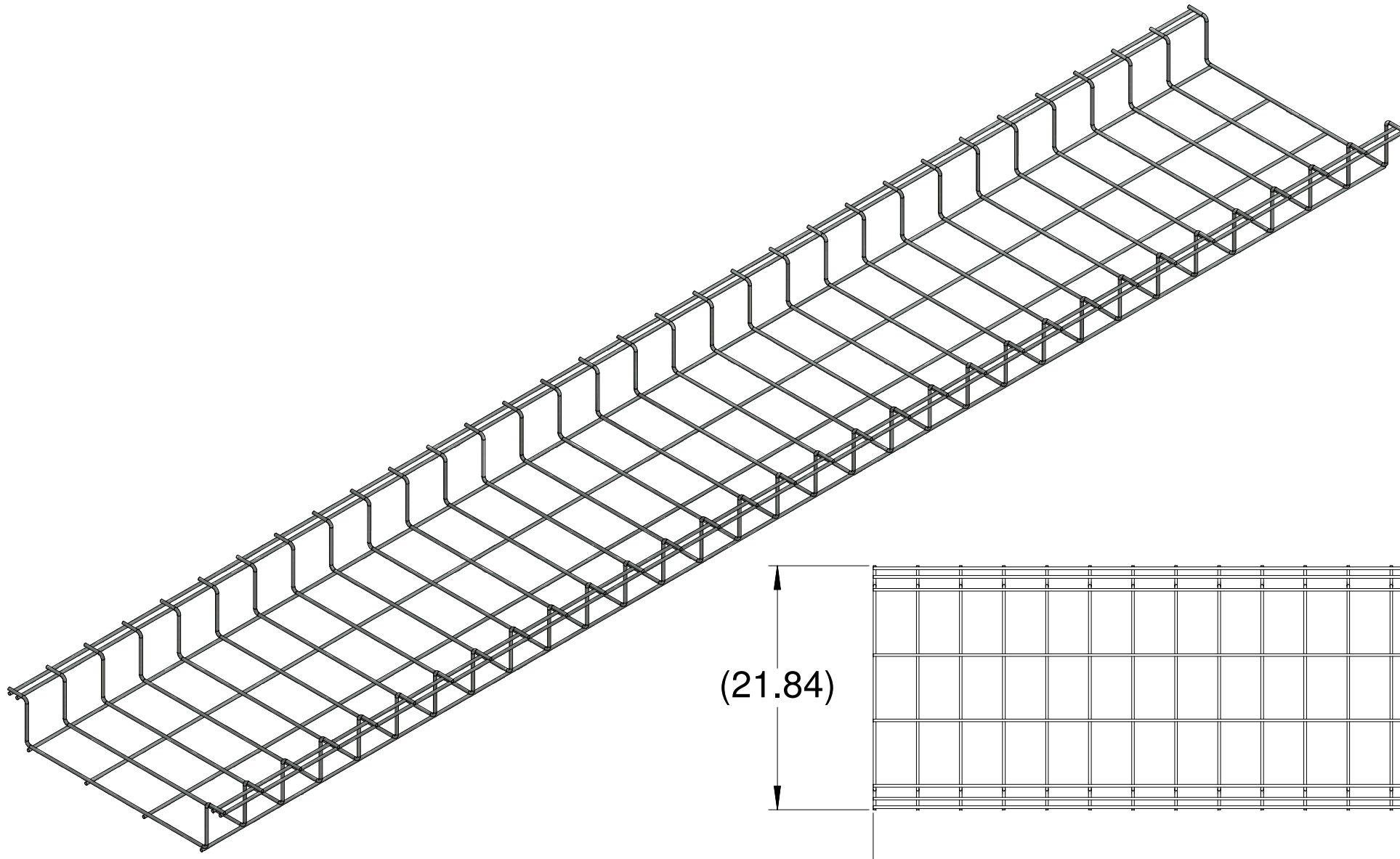


DWG NO: CM 801-4-18-10						
REVISION						
ZONE	REV	DESCRIPTION	ECN	DATE	APPR	ENGR
	A	INITIAL RELEASE	10-0000	3/18/2010	RJ	WW



**CONFIDENTIAL**  
 THIS DRAWING IS THE SOLE PROPERTY OF, AND IS PROPRIETARY TO, CABLE MANAGEMENT SOLUTIONS, INC. THIS DRAWING AND/OR INFORMATION SHALL BE KEPT CONFIDENTIAL, AND MAY NOT BE REPRODUCED, MODIFIED, DISCLOSED, OR MADE AVAILABLE TO OTHERS, WITHOUT THE EXPRESS WRITTEN CONSENT OF SNAKETRAY.

**PATENTS**  
 SNAKETRAY, SNAKE CANYON, WALL SNAKE AND LADDER SNAKE PRODUCTS ARE COVERED BY ONE OR MORE OF THE FOLLOWING PATENTS: #6,637,704, #6,637,165, #6,463,704, #6,460,812, #6,449,912, #6,361,000, #6,347,493, #6,019,323, #5,953,870, #5,839,702 AND AUS #737.813.

MATERIAL	.240 DIA. GALVANIZED WIRE
FINISH	TBD
TREATMENT	NONE

ALL TOLERANCES IF NOT INDICATED ARE: FRACTIONS= ± 1/32TH .XX= ± .015 .XXX= ± .005 ANGLULAR= ± 1/2 DEGREE	
DRAWN BY	M RUDZ
DATE	11/5/2010
CHECKED BY	B. RENZ
DATE	11/5/2010
ENGINEERING	R. JETTE
DATE	11/5/2010



**CABLE MANAGEMENT SOLUTIONS, INC.**  
 291 SKIP LANE  
 BAY SHORE, NY 11706

TITLE: MEGA SNAKE TRAY 4 x 18, 10' STRAIGHT SECTION	
SIZE	D
USED ON	801 SERIES
DWG NO	CM 801-4-18-10
SCALE	NONE
RELEASE DATE	11/5/2010
SHEET	1 OF 1
REV. NO	A