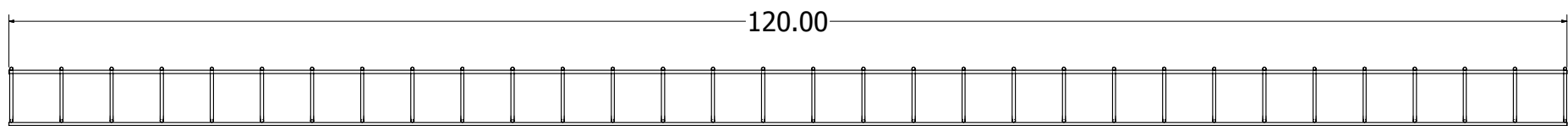
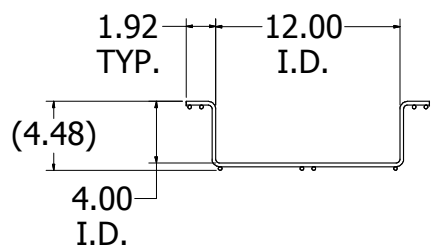
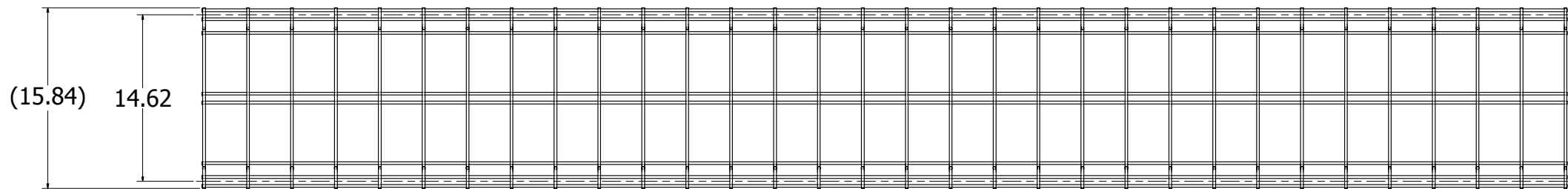
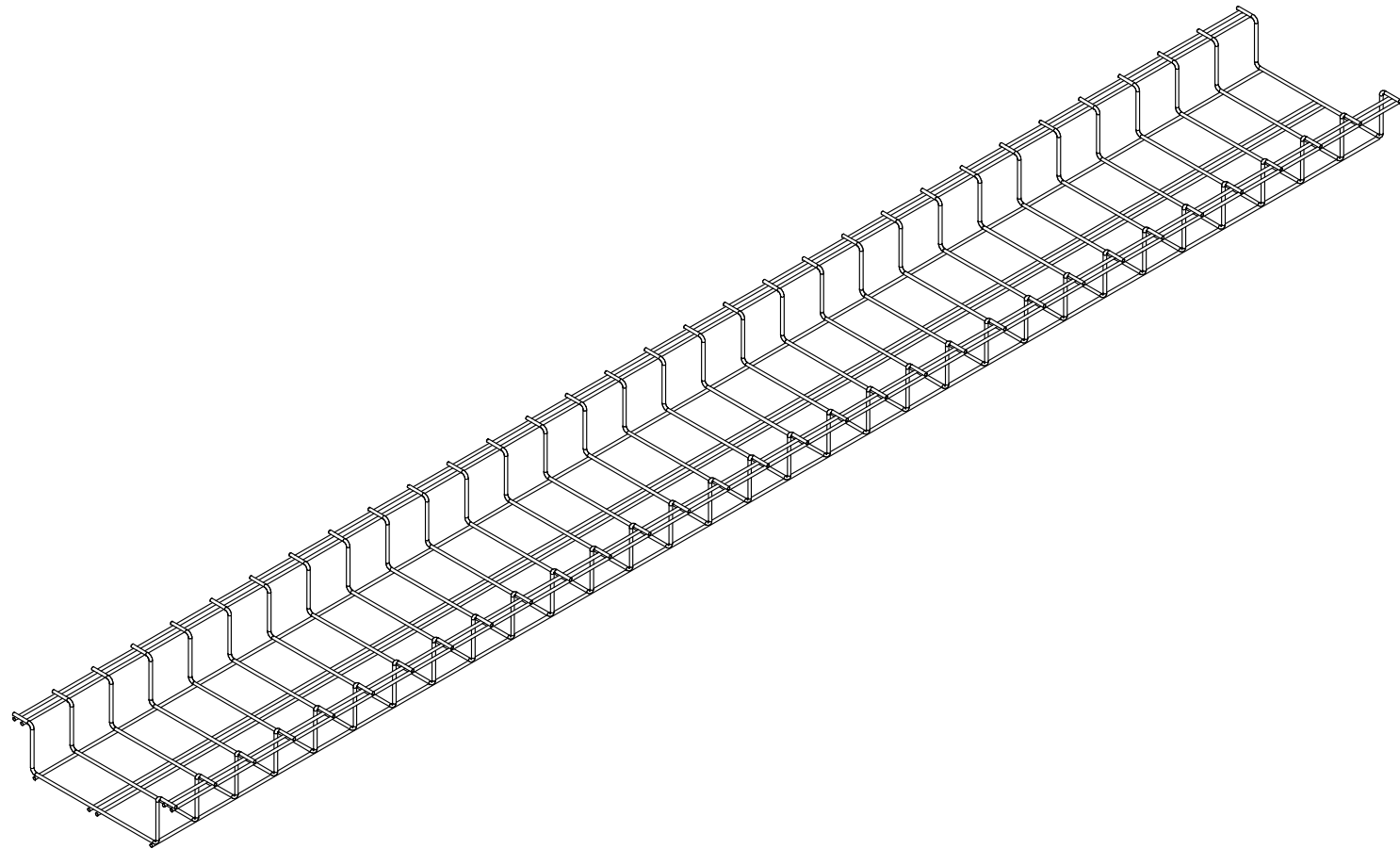


DWG NO:		CM 801-4-12-10			
REVISION					
ZONE	REV	DESCRIPTION	ECN	DATE	APPR
	A	INITIAL RELEASE	10-0000	10/26/2010	



<p>CONFIDENTIAL</p> <p>THIS DRAWING IS THE SOLE PROPERTY OF, AND IS PROPRIETARY TO, CABLE MANAGEMENT SOLUTIONS, INC. THIS DRAWING AND/OR INFORMATION SHALL BE KEPT CONFIDENTIAL, AND MAY NOT BE REPRODUCED, MODIFIED, DISCLOSED, OR MADE AVAILABLE TO OTHERS, WITHOUT THE EXPRESS WRITTEN CONSENT OF SNAKETRAY.</p> <p>PATENTS</p> <p>SNAKETRAY, SNAKE CANYON, WALL SNAKE AND LADDER SNAKE PRODUCTS ARE COVERED BY ONE OR MORE OF THE FOLLOWING PATENTS: #6,637,704, #6,637,165, #6,463,704, #6,460,812, #6,449,912, #6,361,000, #6,347,493, #6,019,323, #5,953,870, #5,839,702 AND AUS #737,813.</p>	MATERIAL	ALL TOLERANCES IF NOT INDICATED ARE: FRACTIONS= ± 1/32TH .XX= ± .015 .XXX= ± .005 ANGULAR= ± 1/2 DEGREE			CABLE MANAGEMENT SOLUTIONS, INC. 291 SKIP LANE BAY SHORE, NY 11706
	FINISH	DRAWN BY	DATE		
	TREATMENT	CHECKED BY	DATE	DATE	SIZE
	ENGINEERING	DATE	DATE	E	801 SERIES
				SCALE	RELEASE DATE
				NONE	
					SHEET
					1 OF 1
					REV. NO
					A