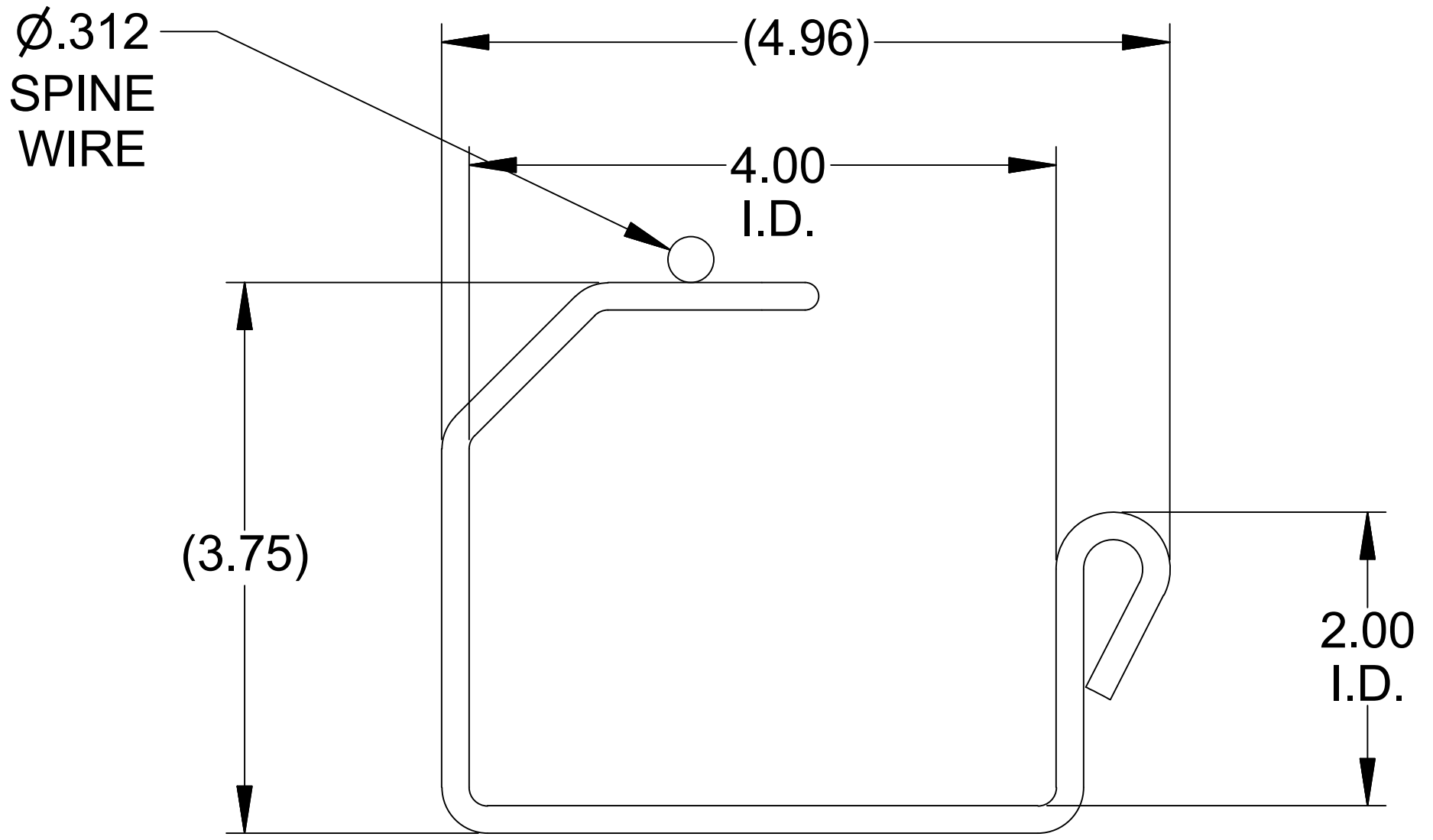
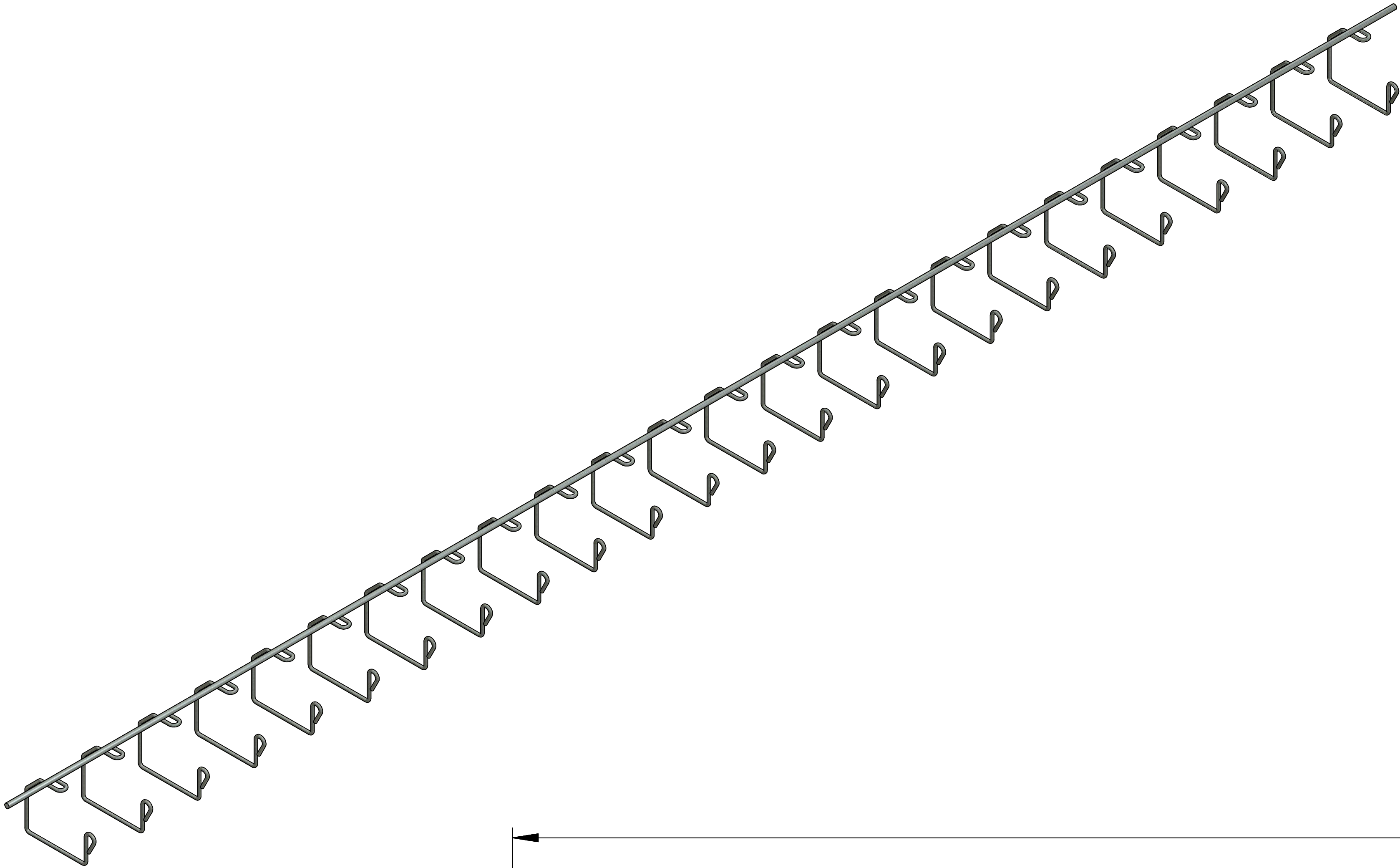
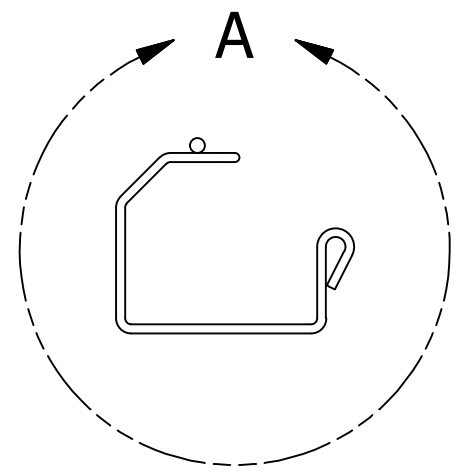
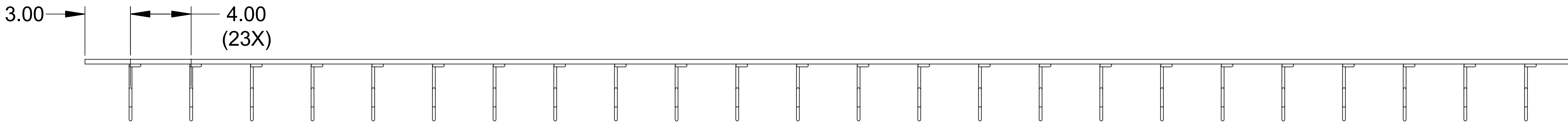
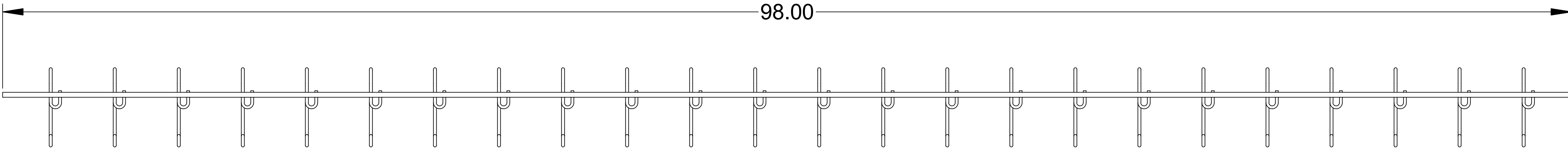


DWG NO: CM201-24-8					
REVISION					
ZONE	REV	DESCRIPTION	ECN	DATE	APPROVED
	A	INITIAL RELEASE	10-0000	3/8/2010	RJ
					ENGINEER WW



DETAIL A
SCALE 1 : 1



<p>CONFIDENTIAL THIS DRAWING IS THE SOLE PROPERTY OF, AND IS PROPRIETARY TO, CABLE MANAGEMENT SOLUTIONS, INC. THIS DRAWING AND/OR INFORMATION SHALL BE KEPT CONFIDENTIAL, AND MAY NOT BE REPRODUCED, MODIFIED, DISCLOSED, OR MADE AVAILABLE TO OTHERS, WITHOUT THE EXPRESS WRITTEN CONSENT OF SNAKETRAY.</p>	MATERIAL	ALL TOLERANCES IF NOT INDICATED ARE: FRACTIONS= ± 1/32TH .XX= ± .015 .XXX= ± .005 ANGLULAR= ± 1/2 DEGREE			<p>CABLE MANAGEMENT SOLUTIONS, INC. 291 SKIP LANE BAY SHORE, NY 11706</p>	
	GALVANIZED	DRAWN BY	DATE			<p>TITLE: UNIVERSAL MOUNT TRAY, 2"x 4"</p>
<p>PATENTS SNAKETRAY, SNAKE CANYON, WALL SNAKE AND LADDER SNAKE PRODUCTS ARE COVERED BY ONE OR MORE OF THE FOLLOWING PATENTS: #6,637,704, #6,637,165, #6,463,704, #6,460,812, #6,449,912, #6,361,000, #6,347,493, #6,019,323, #5,953,870, #5,839,702 AND AUS #737,813.</p>	FINISH	W. WEST	3/8/2010	SIZE	USED ON	
	-	CHECKED BY	E. RENZ	10/17/2011	D	201 SERIES
<p>TREATMENT</p>	NONE	ENGINEERING	R. JETTE	DATE	10/14/2011	
		SCALE	NONE	RELEASE DATE	SHEET	1 OF 1
					REV. NO	A