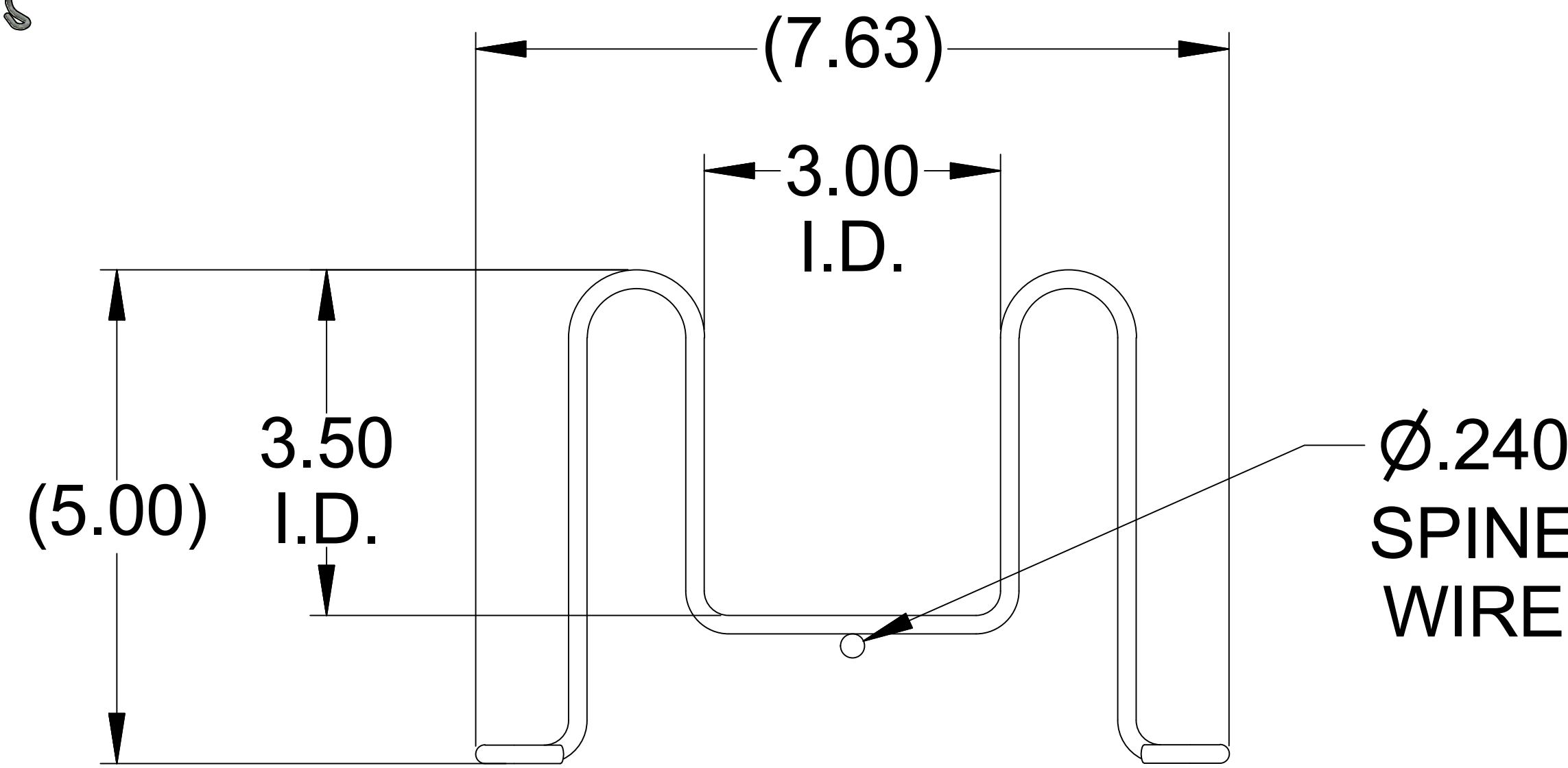
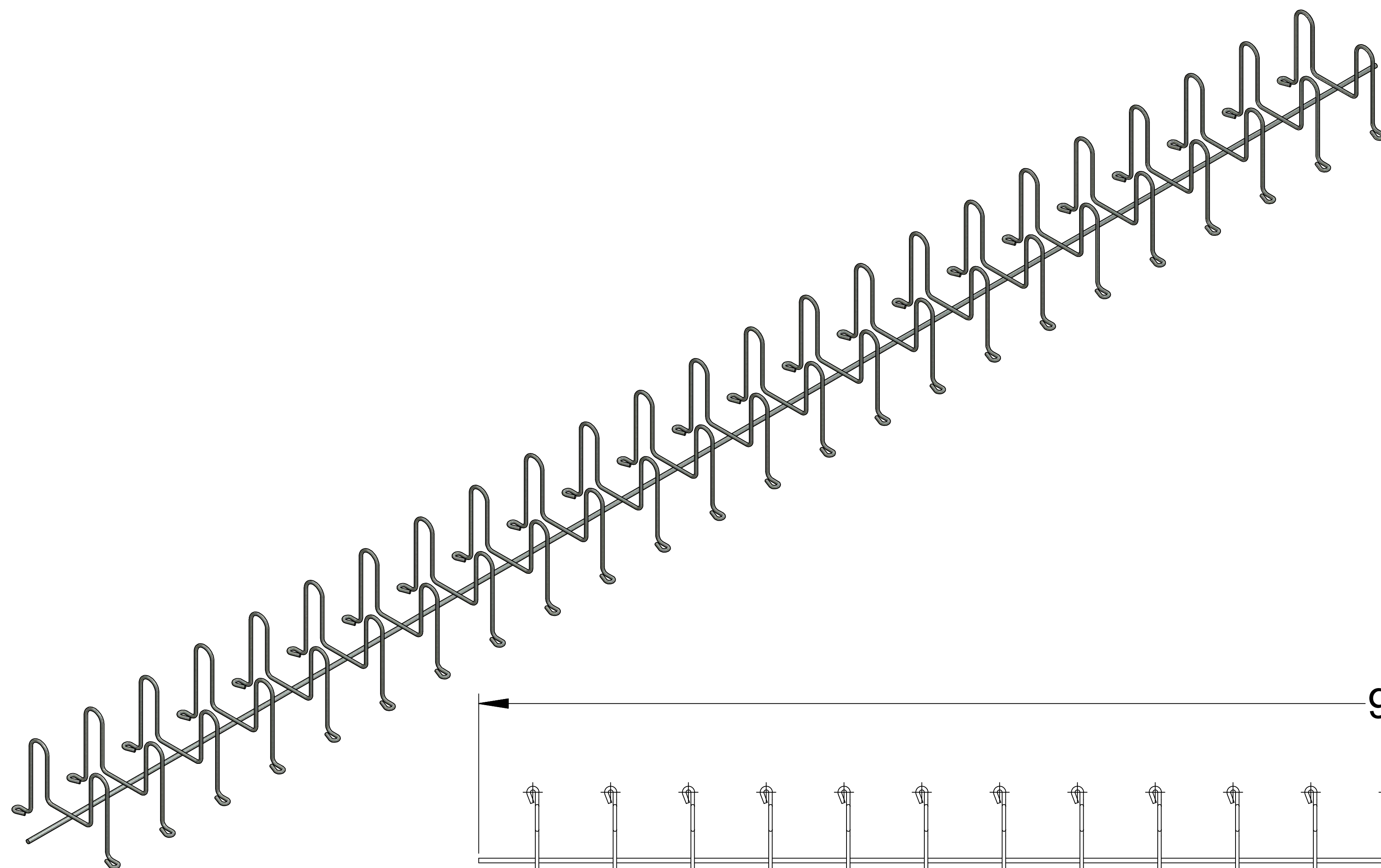


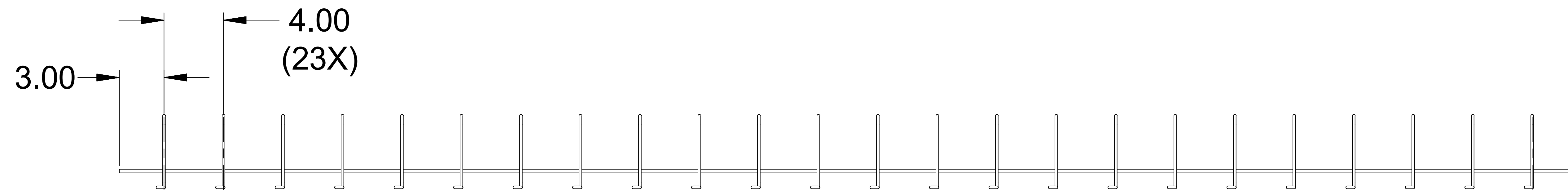
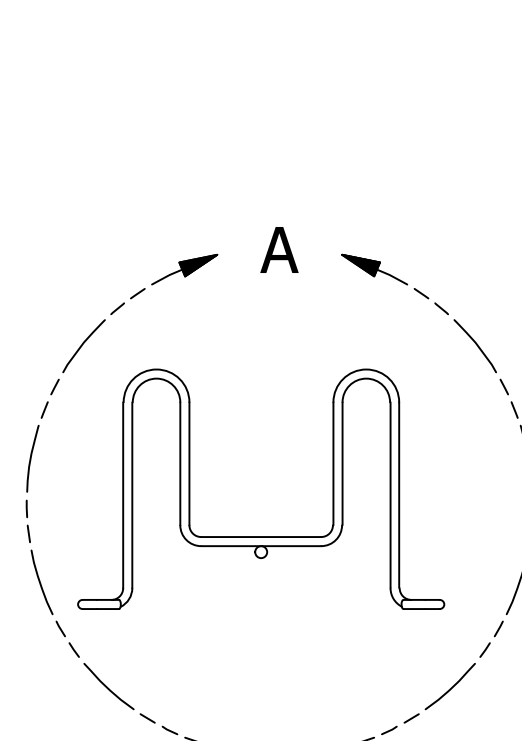
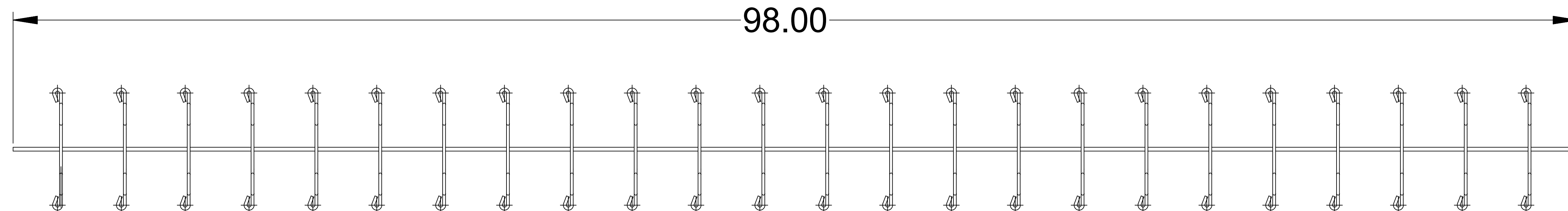
8 7 6 5 4 3 2 1

DWG NO: CM 101-3-8

REVISION						
ZONE	REV	DESCRIPTION	ECN	DATE	APPROVE	ENGINE
	A	INITIAL RELEASE	10-0000	3/1/2010	RJ	WW



DETAIL A
SCALE 3/4



<p>CONFIDENTIAL THIS DRAWING IS THE SOLE PROPERTY OF, AND IS PROPRIETARY TO, CABLE MANAGEMENT SOLUTIONS, INC. THIS DRAWING AND/OR INFORMATION SHALL BE KEPT CONFIDENTIAL, AND MAY NOT BE REPRODUCED, MODIFIED, DISCLOSED, OR MADE AVAILABLE TO OTHERS, WITHOUT THE EXPRESS WRITTEN CONSENT OF SNAKETRAY.</p> <p>PATENTS SNAKETRAY, SNAKE CANYON, WALL SNAKE AND LADDER SNAKE PRODUCTS ARE COVERED BY ONE OR MORE OF THE FOLLOWING PATENTS: #6,637,704, #6,637,165, #6,463,704, #6,460,812, #6,449,912, #6,361,000, #6,347,493, #6,019,323, #5,953,870, M.R.#5,838,798 AND U.S. #737,813.</p>	MATERIAL	ALL TOLERANCES IF NOT INDICATED ARE: FRACTIONS= ± 1/32TH .XX= ± .015 .XXX= ± .005 ANGULAR= ± 1/2 DEGREE		<p>CABLE MANAGEMENT SOLUTIONS, INC. 291 SKIP LANE BAY SHORE, NY 11706</p>							
	GALVANIZED	DRAWN BY	DATE		<p>TITLE: 101 SERIES FLOOR MOUNT TRAY, 3"</p>						
	FINISH	W. WEST	3/1/2010	<table border="1"> <tr> <th>SIZE</th> <th>USED ON</th> <th>DWG NO</th> </tr> <tr> <td>D</td> <td>101 SERIES</td> <td>CM 101-3-8</td> </tr> </table>		SIZE	USED ON	DWG NO	D	101 SERIES	CM 101-3-8
SIZE	USED ON	DWG NO									
D	101 SERIES	CM 101-3-8									
TREATMENT	E. RENZ	10/13/2011	<table border="1"> <tr> <th>SCALE</th> <th>RELEASE DATE</th> <th>SHEET</th> <th>REV. NO</th> </tr> <tr> <td>NONE</td> <td></td> <td>1 OF 1</td> <td>A</td> </tr> </table>	SCALE	RELEASE DATE	SHEET	REV. NO	NONE		1 OF 1	A
SCALE	RELEASE DATE	SHEET	REV. NO								
NONE		1 OF 1	A								
NONE	ENGINEERING	R. JETTE	10/13/2011								

8 7 6 5 4 3 2 1