
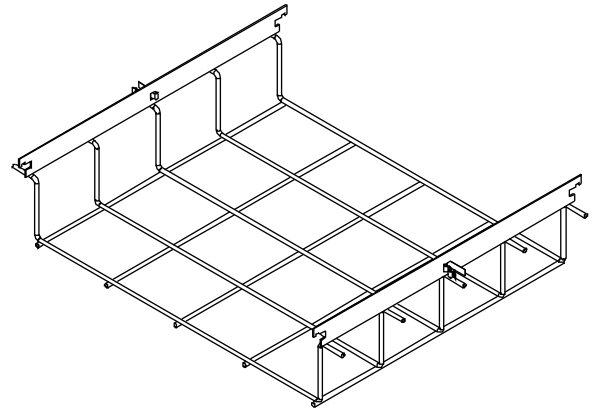
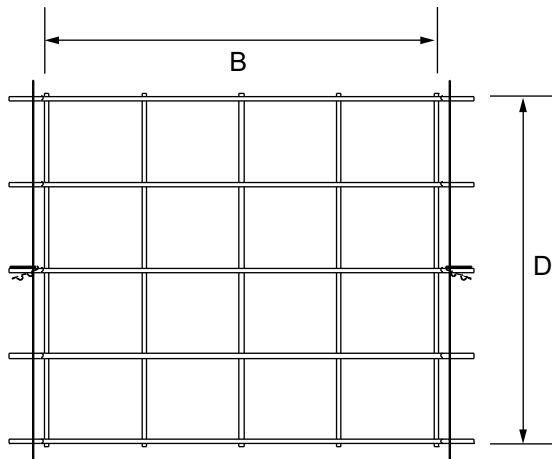


301 Series Snake Canyon® Click-In



Part Number	Loading Dimensions		Cable Capacity		Physical Dimensions		Weight	Finish
	Depth (A)	Width (B)	Area	# of Cables (CAT6)	Height (C)	Width (D)		
CM 301-2-A41	2"	23"	44 si	470	3.25"	19.50"	4 ½ #	G/PC
CM 301-4-A41	4"	23"	88 si	940	5.25"	19.50"	5 ½ #	G/PC
CM 301-6-A41	6"	23"	132 si	1400	7.25"	19.50"	6 ½ #	G/PC
CM 301-8-A41	8"	23"	176 si	1,880	9.25"	19.50"	8 #	G/PC
CM 301-12-A41	12"	23"	264 si	2,820	13.25"	19.50"	9 ½ #	G/PC

50% FILL AS PER NEC ARTICLE 392.9B 0.25" OD
 FINISHES: PRE-GALVANIZED (G), POWDERED COATED (PC)

Snake Canyon® is a modular cable tray system that integrates the structural elements of a raised access floor with a high capacity cable tray into one easy to install drop-in element. The Snake Canyon component when installed becomes an integral part of the floor structure. Simply remove the necessary floor tiles, two parallel stringers, then drop-in the Snake Canyon basket.

For drawings of specific models, additional sizes or accessories please call us at 800.308.6788



Snake Tray® products are covered by one or more of the following patents: #6637704, #6637165, #6463704, #6460812, #6449912, #6361000, #6347493, #6019323, #6347493, #6449912, #6460812, #5953870, #5839702, #6926236, #7168212, #7959019. Foreign Patents: Australia #737813, #748160, #749488, #776643, #776644. Canada #2251732, #2319624, #2303081, #2396792. Japan #3723224. Mexico #204995, #229386, #220889. Europe #1012938, 1012937. Other Patents Pending.

CABLE MANAGEMENT SOLUTIONS, INC.

CABLE MANAGEMENT AND POWER DISTRIBUTION

291 SKIP LANE ♦ BAY SHORE, NEW YORK 11706 USA ♦ TEL: (800)308-6788 (631)674-0004

Document No. MKTG-0063 ♦ Revised August 2012 ♦ © 2012 Snake Tray

Made in the USA