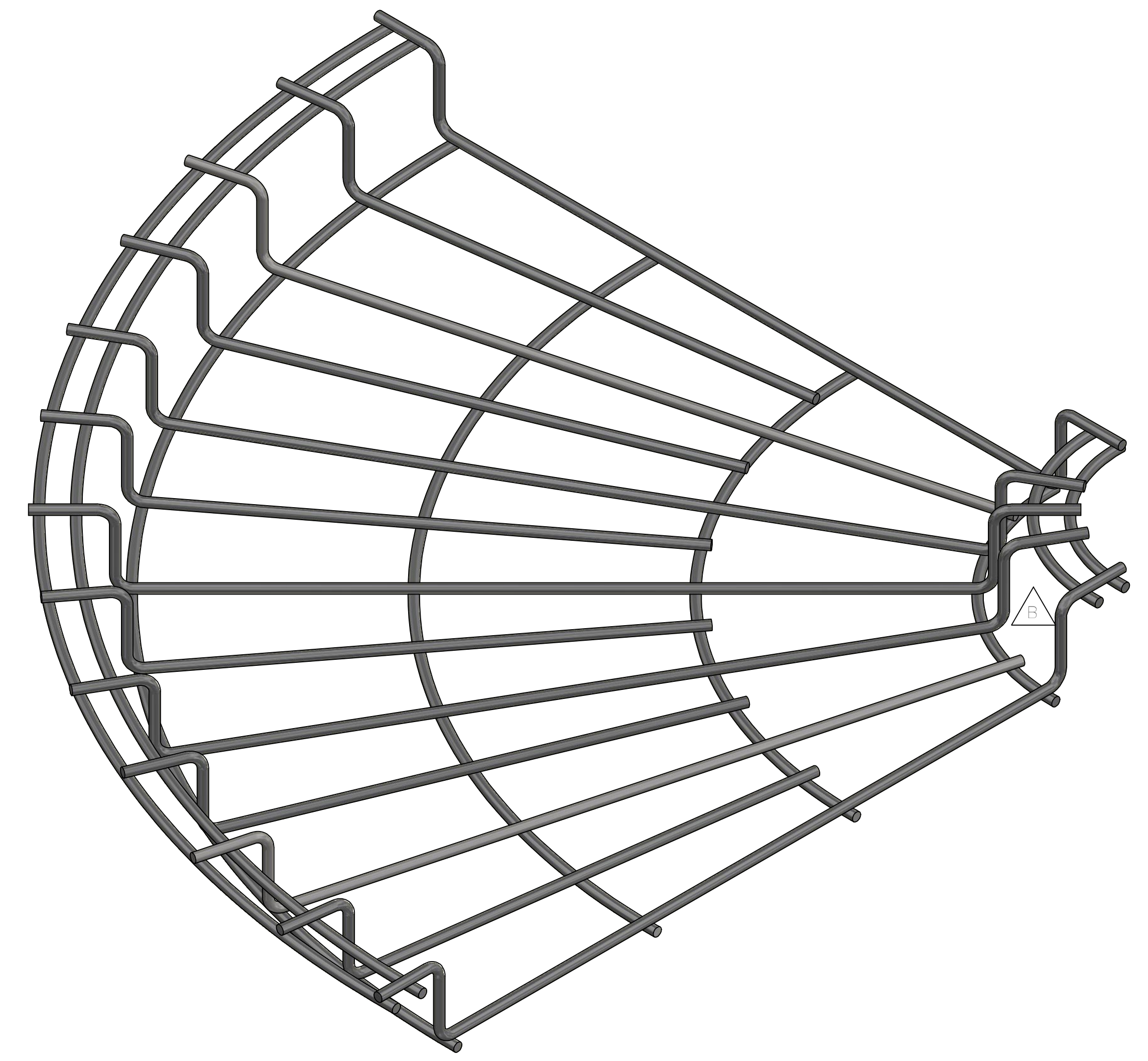
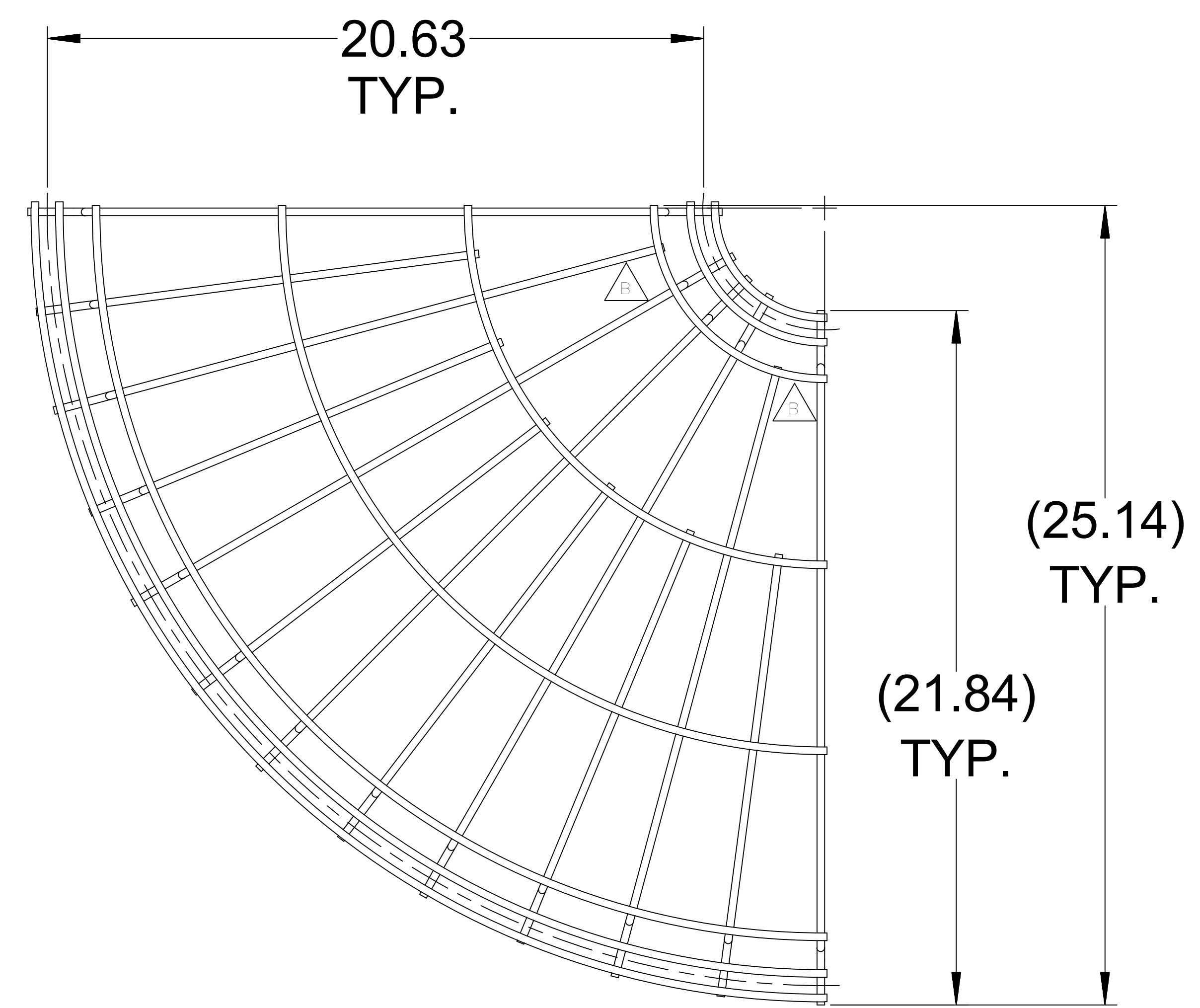
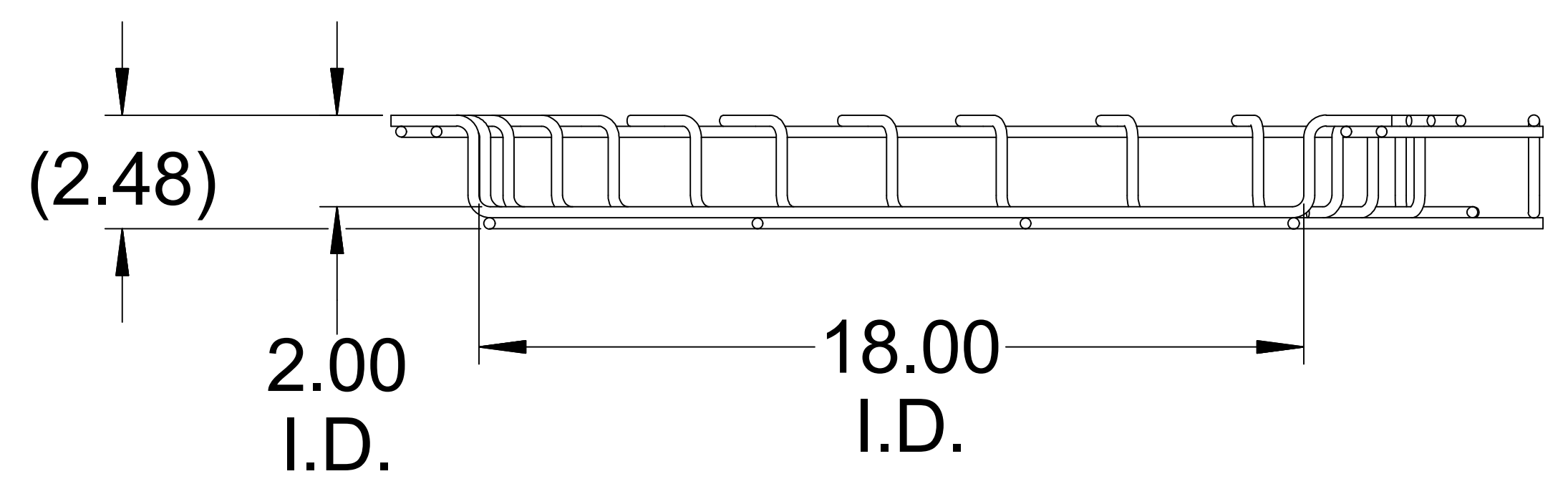


DWG NO: CM 801-2-18-90						
REVISION						
ZONE	REV	DESCRIPTION	ECN	DATE	APPR	ENGR
	A	INITIAL RELEASE	10-0000	3/18/2010	RJ	WW
	B	REVISED RIB WIRES FOR SPACE TO ATTACH SPLICE PLATE	17-0000	7/17/2017	RJ	WW



<p>CONFIDENTIAL THIS DRAWING IS THE SOLE PROPERTY OF, AND IS PROPRIETARY TO, CABLE MANAGEMENT SOLUTIONS, INC. THIS DRAWING AND/OR INFORMATION SHALL BE KEPT CONFIDENTIAL, AND MAY NOT BE REPRODUCED, MODIFIED, DISCLOSED, OR MADE AVAILABLE TO OTHERS, WITHOUT THE EXPRESS WRITTEN CONSENT OF SNAKETRAY.</p>	<p>MATERIAL .250 DIA. GALVANIZED WIRE</p>	<p>ALL TOLERANCES IF NOT INDICATED ARE: FRACTIONS= ± 1/32TH .XX= ± .015 .XXX= ± .005 ANGULAR= ± 1/2 DEGREE</p>			<p>CABLE MANAGEMENT SOLUTIONS, INC. 291 SKIP LANE BAY SHORE, NY 11706</p>
	<p>FINISH TBD</p>	<p>DRAWN BY W. WEST</p>	<p>DATE 11/5/2010</p>		
<p>PATENTS SNAKETRAY, SNAKE CANYON, WALL SNAKE AND LADDER SNAKE PRODUCTS ARE COVERED BY ONE OR MORE OF THE FOLLOWING PATENTS: #6,637,704, #6,637,165, #6,463,704, #6,460,812, #6,449,912, #6,361,000, #6,347,493, #6,019,323, #5,953,870, #5,839,702 AND AUS #737,813.</p>	<p>TREATMENT NONE</p>	<p>CHECKED BY 7/17/2017</p>	<p>DATE 7/17/2017</p>	<p>SIZE D</p>	<p>USED ON 801 SERIES</p>
		<p>ENGINEERING 7/17/2017</p>	<p>DATE 7/17/2017</p>	<p>SCALE NONE</p>	<p>RELEASE DATE 7/17/2017</p>
				<p>SHEET 1 OF 1</p>	<p>REV. NO B</p>